


NERLITE® PHARMALITE



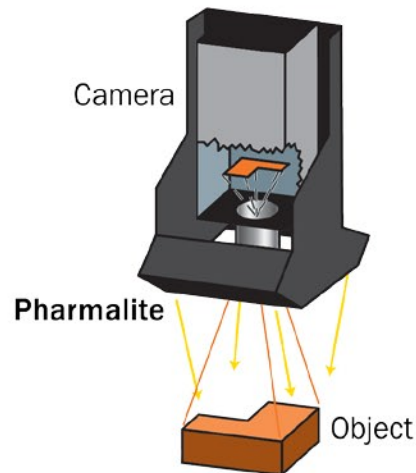
Lighting Solution for Labels & Packaging

Microscan's Smart Series NERLITE products feature built-in controllers for a complete and easily integrated solution.

NERLITE Pharmalite is ideally suited for illuminating labels, packaging containers, and other products in the pharmaceutical industry, as well as a variety of other packaging applications. The dark field geometry evenly illuminates flat, glossy surfaces without glare or hot spots. The Pharmalite camera mounting bracket simplifies integration by allowing direct mounting of Microscan imagers, smart cameras and GigE cameras.

Pharmalite: At a Glance

- Smart Series: Built-in controller with adjustable intensity continuous mode and high output strobe mode
- Integrated Pulse Width Modulation (PWM) feature for dimming and on-off control
- Mounting bracket allows easy, direct attachment to a variety of cameras:
 - QX Hawk and Vision HAWK
 - C-Mount QX Hawk and Vision HAWK
 - Visionscape GigE Camera



Illumination Example:

Ring Light



Pharmalite



Glossy label: Uniformly illuminated resulting in reliable reading and decoding.

Application Examples

- Illuminate glossy or dull flat surfaces
- Label inspection
- Printed packaging inspection
- Dark field applications where direct mounting to the camera is desirable

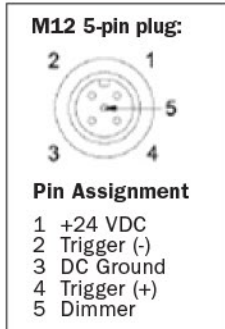
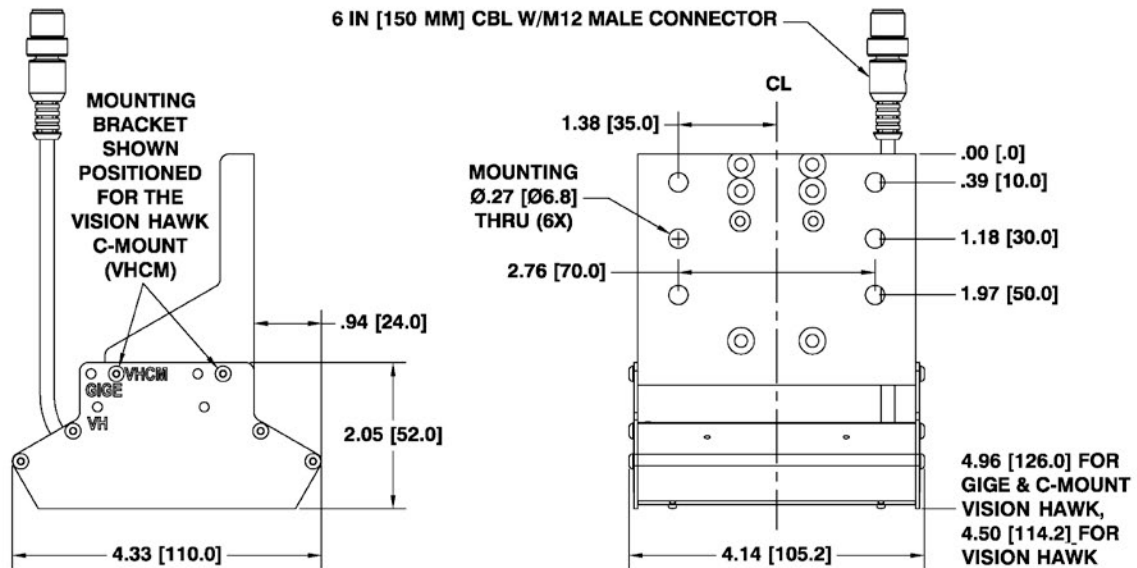
PHARMALITE

DESCRIPTION	nm/K	CONT. CURRENT	STROBE CURRENT	mcd	
				CONT.	STROBE
Pharmalite, Smart Series, White	6700 K	170 mA	1.0 A	352128	1743476

Aperture Dimensions: 1.79" (45.4 mm) x W 3.90" (99.1 mm) **Field of View:** 2" (50.8 mm) x 1.5" (38.1 mm)

Stand Off: 1.5" (38.1 mm) to 2" (50.8 mm) **Weight:** 11.2 oz. (318 g)

Dimensions: H 4.96" (126 mm) x W 4.14" (105.2 mm) x D 4.33" (110 mm)



ENVIRONMENTAL

Enclosure: Black anodized aluminum, IP50 rated
Operating Temperature: 0° to 50° C (32° to 122° F)
Storage Temperature: 0° to 50° C (32° to 122° F); **Humidity:** up to 95% (non-condensing)

LIGHTING PARAMETERS

Aperture Dimensions Defined: Dimensions of opening through the illuminator.
Field of View Defined: Largest recommended evenly illuminated area as seen from the camera (also know as Area of Interest [AOI]).
Stand Off Defined: Recommended distance between the bottom of the light and the surface of the object being illuminated.

LIGHT SOURCE

Type: High output LEDs
Light Output: Millicandelas
Expected Life: 36,000 hours; **Eye Safety:** EN 60825-1: Class 1

CONNECTOR

Type: M12 5-pin plug, A-code, 6 in. (150 mm) integrated cable

ELECTRICAL

Power: 20.2–28.8 VDC
Continous Operation: No additional signals required
Continous Operation with Dimming: 0 VDC (LEDs off) to 3.1–3.5 VDC (LEDs on) PWM signal. < 1 mA, modulation frequency 2 KHz +/- 100 Hz. Note: LED duty cycle will equal duty cycle of dimming signal when using this mode.
Continous Operation with On/Off Control: 0 VDC (LEDs off) to 3.1–3.5 VDC (LEDs on), < 1 mA
High Output Strobe Operation: Optoisolated. 0 VDC (LEDs off) to 3.1–28.8 VDC (LEDs on). 10 mA max, 5 µs min to 10 ms max pulse width. Note: High Output Strobe internally limits LED frequency and pulse width to maximum of 90 Hz and 1 ms respectively.



DARTRONICS, INC.

PACKAGING AUTOMATION SPECIALISTS



150 WILLIAM ST. PERTH AMBOY, NJ 08861 / TOLL FREE: 800-298-8936 / PHONE: 732-324-0800 / FAX: 732-324-4488

WWW.DARTRONICS.COM

YOUTUBE / DARTRONICS

THE SINGLE SOURCE FOR YOUR

END - O F - L I N E

PACKAGING, MARKING AND CODING NEEDS